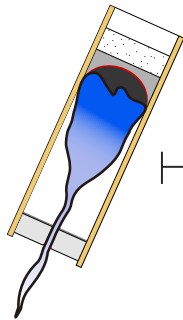


Model Rocket Flight Event Diagram

[EGG LOFTING]


COASTING

When all of the solid propellant has been used the delay grain ignites and produces a trail of smoke that allows for the visual tracking of the model rocket.




STILL CLIMBING!

The thrust created by the escaping gases continues until all of the propellant is used. In model rocketry the thrust of the motor is measured in "Newton Seconds".




ACCELERATION

As the solid propellant quickly burns within the motor, thrust is created by the escaping gases exiting through the nozzle at high speed.



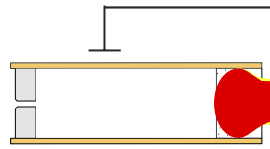
LIFTOFF!

A 9V charge from a launch controller ignites the pyrogen at the tip of the igniter. This ignites the propellant in the motor.



APOGEE and EJECTION!

When the delay grain has been used the ejection charge is ignited. The hot gases which are ejected from the top of the motor create pressure in the rocket body tube. This pressure pushes the Egg Capsule off and the recovery system out of the body. This whole process usually occurs at *apogee* - the highest point of the rocket's flight.



www.questaerospace.com

EGG LOFTING

With the Quest Courier or VEEP, you can send a medium size raw egg sailing into the blue sky!

For more information visit us at www.questaerospace.com

Motor Anatomy

